



ALHAMBRA PARC
CORAL GABLES



RESIDENCE 02
LEVEL 4

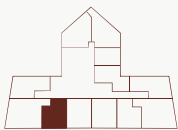
+

2 BED + 2.5 BATH
2 BALCONIES

INTERIOR: 1,347 SQ. FT. / 125.14 SQ. MT.
BALCONY 1: 347 SQ. FT. / 32.24 SQ. MT.
BALCONY 2: 100 SQ. FT. / 9.29 SQ. MT.
TOTAL: 1,794 SQ. FT. / 166.67 SQ. MT.

+

The drawings, specifications, dimensions and any other information in these floor plans are conceptual and for illustration purposes only and should not be relied upon. References should be made to accurate detailed information of the floor plans including calculation of square footage, dimensions, and other information.





RESIDENCE 05

LEVEL 4

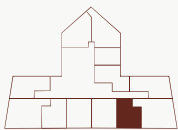


2 BED + 2.5 BATH
 2 BALCONIES

INTERIOR: 1,347 SQ. FT. / 125.14 SQ. MT.
 BALCONY 1: 347 SQ. FT. / 32.24 SQ. MT.
 BALCONY 2: 100 SQ. FT. / 9.29 SQ. MT.
TOTAL: 1,794 SQ. FT. / 166.67 SQ. MT.



The drawings, specifications, dimensions and any other information in these floor plans are conceptual and for illustration purposes only and should not be relied upon. References should be made to accurate detailed information of the floor plans including calculation of square footage, dimensions, and other information.





RESIDENCE 05

LEVELS 5-8

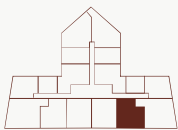


2 BED + 2.5 BATH
1 BALCONY

INTERIOR: 1,343 SQ. FT. / 124.78 SQ. MT.
BALCONY 1: 287 SQ. FT. / 26.66 SQ. MT.
TOTAL: 1,630 SQ. FT. / 151.44 SQ. MT.



The drawings, specifications, dimensions and any other information in these floor plans are conceptual and for illustration purposes only and should not be relied upon. References should be made to accurate detailed information of the floor plans including calculation of square footage, dimensions, and other information.

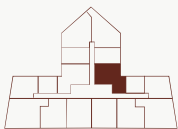




RESIDENCE 09
LEVELS 5-8

2 BED + 2.5 BATH
1 BALCONY

INTERIOR: 1,615 SQ. FT. / 150.03 SQ. MT.
BALCONY 1: 233 SQ. FT. / 21.65 SQ. MT.
TOTAL: 1,848 SQ. FT. / 171.68 SQ. MT.



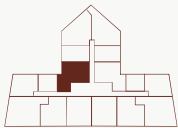
The drawings, specifications, dimensions and any other information in these floor plans are conceptual and for illustration purposes only and should not be relied upon. References should be made to accurate detailed information of the floor plans including calculation of square footage, dimensions, and other information.



RESIDENCE 14
LEVELS 5-8

2 BED + 2.5 BATH
1 BALCONY

INTERIOR: 1,625 SQ. FT. / 150.96 SQ. MT.
BALCONY 1: 233 SQ. FT. / 21.65 SQ. MT.
TOTAL: 1,853 SQ. FT. / 172.61 SQ. MT.



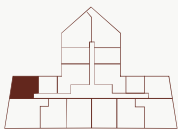
The drawings, specifications, dimensions and any other information in these floor plans are conceptual and for illustration purposes only and should not be relied upon. References should be made to accurate detailed information of the floor plans including calculation of square footage, dimensions, and other information.



RESIDENCE 16
LEVELS 5-8

2 BED + 2.5 BATH
2 BALCONIES

INTERIOR: 1,677 SQ. FT. / 155.79 SQ. MT.
BALCONY 1: 132 SQ. FT. / 12.26 SQ. MT.
BALCONY 2: 71 SQ. FT. / 6.60 SQ. MT.
TOTAL: 1,880 SQ. FT. / 174.65 SQ. MT.



The drawings, specifications, dimensions and any other information in these floor plans are conceptual and for illustration purposes only and should not be relied upon. References should be made to accurate detailed information of the floor plans including calculation of square footage, dimensions, and other information.



ALHAMBRA PARC
CORAL GABLES



RESIDENCE 02

LEVELS 5-8



2 BED + 2.5 BATH
1 BALCONIES

INTERIOR: 1,343 SQ. FT. / 124.78 SQ. MT.
BALCONY 1: 287 SQ. FT. / 26.66 SQ. MT.
TOTAL: 1,853 SQ. FT. / 151.44 SQ. MT.



The drawings, specifications, dimensions and any other information in these floor plans are conceptual and for illustration purposes only and should not be relied upon. References should be made to accurate detailed information of the floor plans including calculation of square footage, dimensions, and other information.

