

WALDORF ASTORIA®
RESIDENCES • POMPAÑO BEACH

UPH02 PENTHOUSE RESIDENCE



WALDORF ASTORIA
RESIDENCES POMPANO BEACH
IS THE ULTIMATE IN LUXURY,
WITH EVERY DETAIL
PERFECTLY CONSIDERED

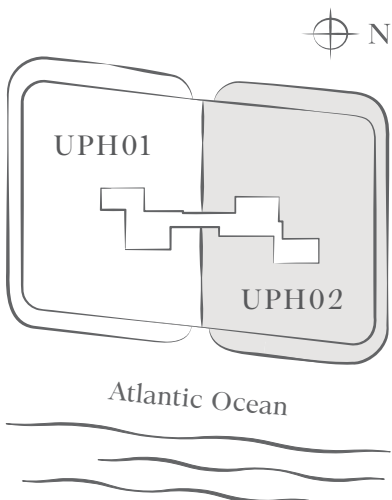
**UPH02 PENTHOUSE
RESIDENCE LEVEL**

5 BEDROOM, 5.5 BATHROOM + DEN
+ PRIVATE ROOFTOP & POOL

	RESIDENCE	ROOFTOP	TOTAL
INTERIOR:	5,988 SF	809 SF	6,797 SF
EXTERIOR:	1,805 SF	3,206 SF	5,011 SF
TOTAL:	7,793 SF	4,015 SF	11,808 SF



RESIDENCES
1350 South Ocean Boulevard
Pompano Beach, FL 33062



® The dimensions stated for this floor plan are approximate because there are various recognized methods for calculating the square footage of a unit. The square footage stated here is calculated from the exterior boundaries of the exterior walls to the centerline of interior demising walls without deductions for cutouts, curves, or architectural features. This method typically results in quoted dimensions greater than the dimensions that would be determined by using other accepted methods. The definition of "Unit" and the calculation method to be relied upon is set forth by the Developer in Developer's prospectus which method may result in a square footage calculation less than the result of the calculation method used here. Renderings depict features not included with purchase, but which are available at an additional cost such as wine bar and closet millwork among others. Consult the Developer's prospectus to learn what is included with Unit purchase and to understand Unit dimensions. 2023 © 1350 POMPANO DEVELOPER, LP, with all rights reserved.



WALDORF ASTORIA
RESIDENCES POMPANO BEACH
IS THE ULTIMATE IN LUXURY,
WITH EVERY DETAIL
PERFECTLY CONSIDERED

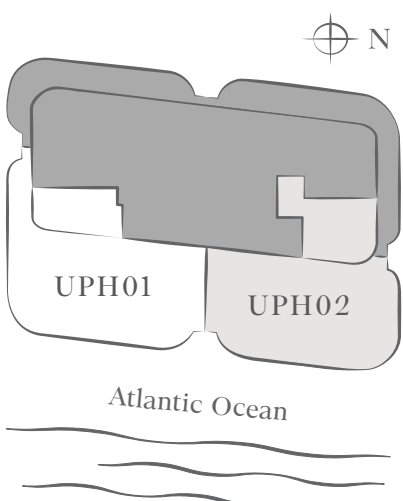
UPH02 PENTHOUSE
ROOFTOP LEVEL

5 BEDROOM, 5.5 BATHROOM + DEN
+ PRIVATE ROOFTOP & POOL


	RESIDENCE	ROOFTOP	TOTAL
INTERIOR:	5,988 SF	809 SF	6,797 SF
EXTERIOR:	1,805 SF	3,206 SF	5,011 SF
TOTAL:	7,793 SF	4,015 SF	11,808 SF



RESIDENCES
1350 South Ocean Boulevard
Pompano Beach, FL 33062



® The dimensions stated for this floor plan are approximate because there are various recognized methods for calculating the square footage of a unit. The square footage stated here is calculated from the exterior boundaries of the exterior walls to the centerline of interior demising walls without deductions for cutouts, curves, or architectural features. This method typically results in quoted dimensions greater than the dimensions that would be determined by using other accepted methods. The definition of "Unit" and the calculation method to be relied upon is set forth by the Developer in Developer's prospectus which method may result in a square footage calculation less than the result of the calculation method used here. Renderings depict features not included with purchase, but which are available at an additional cost such as wine bar and closet millwork among others. Consult the Developer's prospectus to learn what is included with Unit purchase and to understand Unit dimensions. 2023 © 1350 POMPANO DEVELOPER, LP, with all rights reserved.



WALDORF ASTORIA®
RESIDENCES • POMPAÑO BEACH

UPH01 PENTHOUSE RESIDENCE



WALDORF ASTORIA
RESIDENCES POMPAÑO BEACH
IS THE ULTIMATE IN LUXURY,
WITH EVERY DETAIL
PERFECTLY CONSIDERED

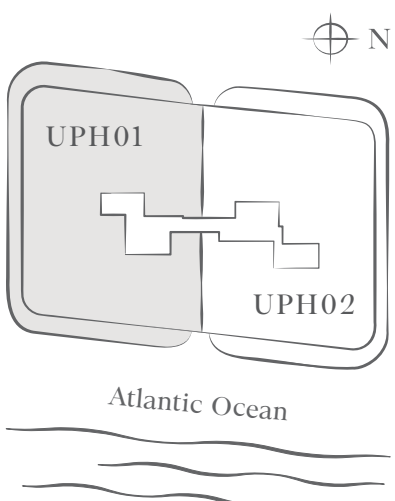
**UPH01 PENTHOUSE
RESIDENCE LEVEL**

5 BEDROOM, 6.5 BATHROOM + DEN
+ PRIVATE ROOFTOP & POOL

	RESIDENCE	ROOFTOP	TOTAL
INTERIOR:	6,118 SF	485 SF	6,603 SF
EXTERIOR:	1,828 SF	3,524 SF	5,352 SF
TOTAL:	7,946 SF	4,009 SF	11,955 SF



RESIDENCES
1350 South Ocean Boulevard
Pompano Beach, FL 33062



® The dimensions stated for this floor plan are approximate because there are various recognized methods for calculating the square footage of a unit. The square footage stated here is calculated from the exterior boundaries of the exterior walls to the centerline of interior demising walls without deductions for cutouts, curves, or architectural features. This method typically results in quoted dimensions greater than the dimensions that would be determined by using other accepted methods. The definition of "Unit" and the calculation method to be relied upon is set forth by the Developer in Developer's prospectus which method may result in a square footage calculation less than the result of the calculation method used here. Renderings depict features not included with purchase, but which are available at an additional cost such as wine bar and closet millwork among others. Consult the Developer's prospectus to learn what is included with Unit purchase and to understand Unit dimensions. 2023 © 1350 POMPAÑO DEVELOPER, LP, with all rights reserved.



WALDORF ASTORIA
RESIDENCES POMPANO BEACH
IS THE ULTIMATE IN LUXURY,
WITH EVERY DETAIL
PERFECTLY CONSIDERED

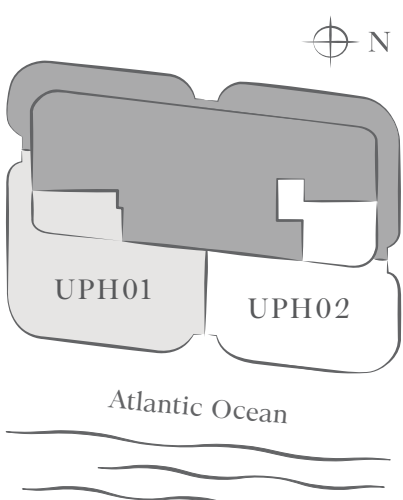
UPH01 PENTHOUSE
ROOFTOP LEVEL

5 BEDROOM, 6.5 BATHROOM + DEN
+ PRIVATE ROOFTOP & POOL

	RESIDENCE	ROOFTOP	TOTAL
INTERIOR:	6,118 SF	485 SF	6,603 SF
EXTERIOR:	1,828 SF	3,524 SF	5,352 SF
TOTAL:	7,946 SF	4,009 SF	11,955 SF



RESIDENCES
1350 South Ocean Boulevard
Pompano Beach, FL 33062



® The dimensions stated for this floor plan are approximate because there are various recognized methods for calculating the square footage of a unit. The square footage stated here is calculated from the exterior boundaries of the exterior walls to the centerline of interior demising walls without deductions for cutouts, curves, or architectural features. This method typically results in quoted dimensions greater than the dimensions that would be determined by using other accepted methods. The definition of "Units" and the calculation method to be relied upon is set forth by the Developer in Developer's prospectus which method may result in a square footage calculation less than the result of the calculation method used here. Renderings depict features not included with purchase, but which are available at an additional cost such as wine bar and closet millwork among others. Consult the Developer's prospectus to learn what is included with Unit purchase and to understand Unit dimensions. 2023 © 1350 POMPANO DEVELOPER, LP, with all rights reserved.