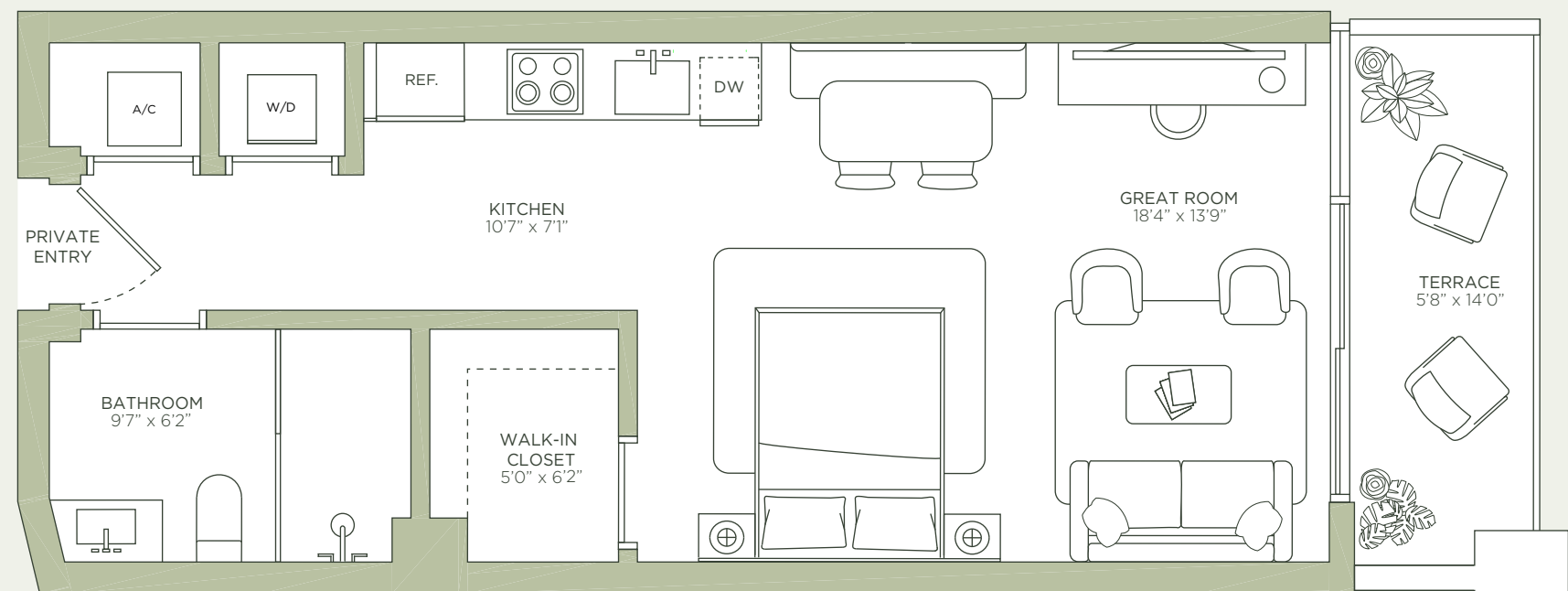
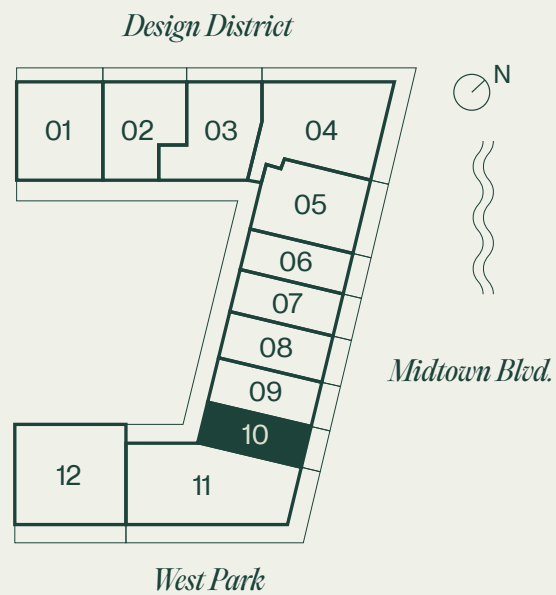


Suite 10

LEVELS 3 TO 5

STUDIO | 1 BATHROOM

TOTAL	596 SF 55 M2
INTERIOR	513 SF 48 M2
EXTERIOR	83 SF 7 M2



MIDTOWN PARK

BY PROPER

ROSSO Development



PROPER
HOSPITALITY

ARQUITECTONICA



LUXURY RESIDENCES
DESIGNED BY MEYER DAVIS STUDIO

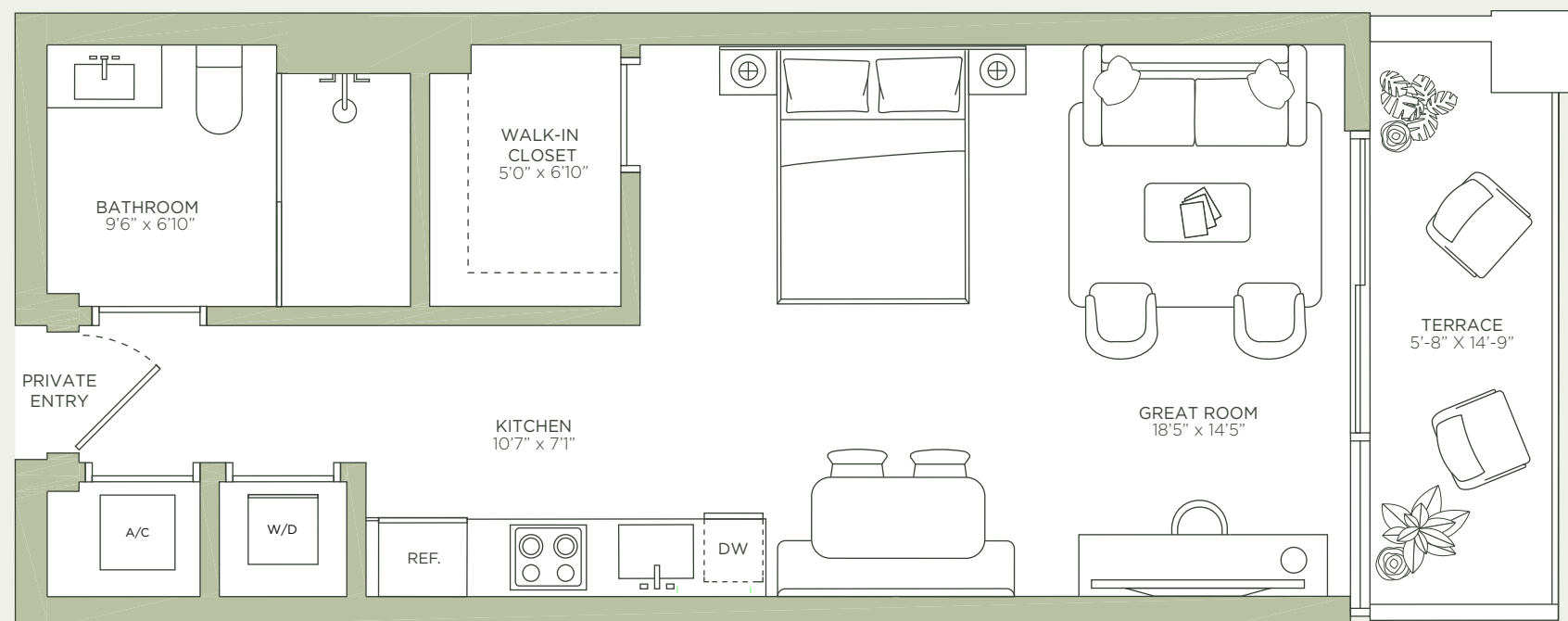
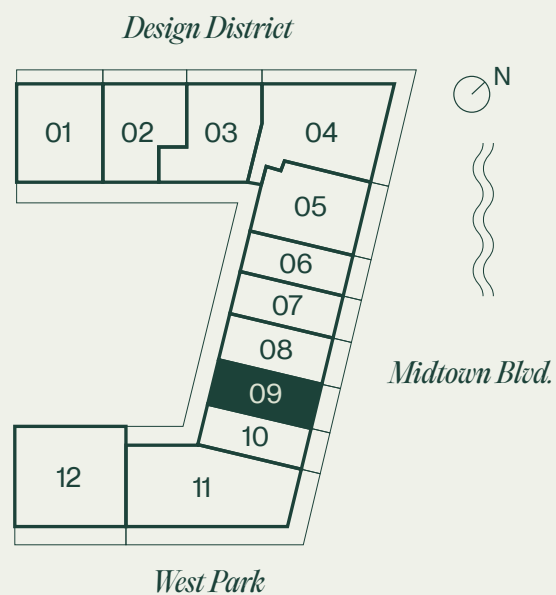
ORAL REPRESENTATIONS CANNOT BE RELIED UPON AS CORRECTLY STATING THE REPRESENTATIONS OF THE DEVELOPER. FOR CORRECT REPRESENTATIONS, REFERENCE SHOULD BE MADE TO THE DOCUMENTS REQUIRED BY SECTION 718.503, FLORIDA STATUTES, TO BE FURNISHED BY A DEVELOPER TO A BUYER. THE DIMENSIONS AND SQUARE FOOTAGE STATED FOR ANY DEPICTED UNIT FLOOR PLAN ARE APPROXIMATE. THERE ARE VARIOUS RECOGNIZED METHODS FOR CALCULATING THE SQUARE FOOTAGE OF A UNIT. THE SQUARE FOOTAGE STATED HEREIN IS CALCULATED FROM THE EXTERIOR BOUNDARIES OF THE EXTERIOR WALLS TO THE CENTERLINE OF INTERIOR DEMISING WALLS WITHOUT DEDUCTIONS FOR CUTOUTS, CURVES, OR ARCHITECTURAL FEATURES. THIS METHOD TYPICALLY RESULTS IN QUOTED DIMENSIONS GREATER THAN THE DIMENSIONS THAT WOULD BE DETERMINED BY USING OTHER ACCEPTED METHODS. ALL DIMENSIONS ARE APPROXIMATE AND MAY VARY WITH ACTUAL CONSTRUCTION, AND ALL FLOOR PLANS AND DEVELOPMENT PLANS ARE SUBJECT TO CHANGE. THE SIZE AND CONFIGURATION OF BALCONIES AND TERRACES AND WINDOWS MAY VARY THROUGHOUT THE BUILDING. THE ILLUSTRATIONS AND IMAGES ARE CONCEPTUAL. THE FLOOR PLAN, UNIT LAYOUT, LOCATIONS OF WINDOWS, DOORS, CLOSETS, PLUMBING FIXTURES, MECHANICAL EQUIPMENT, APPLIANCES, STRUCTURAL ELEMENTS, ARCHITECTURAL DESIGN ELEMENTS AND THE USES, CONFIGURATIONS, AND ENTRIES TO ROOMS MAY BE CHANGED BASED ON FINAL APPROVED PLANS, PERMITTING, AND COMPLETED CONSTRUCTION. ALL DEPICTIONS OF FURNISHINGS, APPLIANCES, BUILT-INS, COUNTERS, AND OTHER MATTERS OF DETAIL, INCLUDING, WITHOUT LIMITATION, ITEMS OF FINISH AND DECORATION, ARE CONCEPTUAL ONLY AND ARE NOT NECESSARILY INCLUDED IN EACH UNIT. THE FURNITURE PLAN AND THE USES OF SPACE ILLUSTRATED ARE SUGGESTED USES ONLY AND NOT INTENDED TO GUARANTY OR REPRESENT ANY SPECIFIC USE OF SPACE AND MAY NOT BE INCLUDED WITH A UNIT PURCHASE. CONSULT THE DEVELOPER'S PROSPECTUS WHICH WILL BE PROVIDED TO YOU BY THE DEVELOPER TO LEARN WHAT IS INCLUDED WITH A UNIT PURCHASE AND TO REVIEW THE UNIT SQUARE FOOTAGE CALCULATION METHOD TO BE RELIED UPON.

Suite 09

LEVELS 3 TO 5

STUDIO | 1 BATHROOM

TOTAL	623 SF 58 M2
INTERIOR	537 SF 50 M2
EXTERIOR	86 SF 8 M2



MIDTOWN PARK

BY PROPER

LUXURY RESIDENCES
DESIGNED BY MEYER DAVIS STUDIO

ROSSO Development



PROPER
HOSPITALITY

ARQUITECTONICA



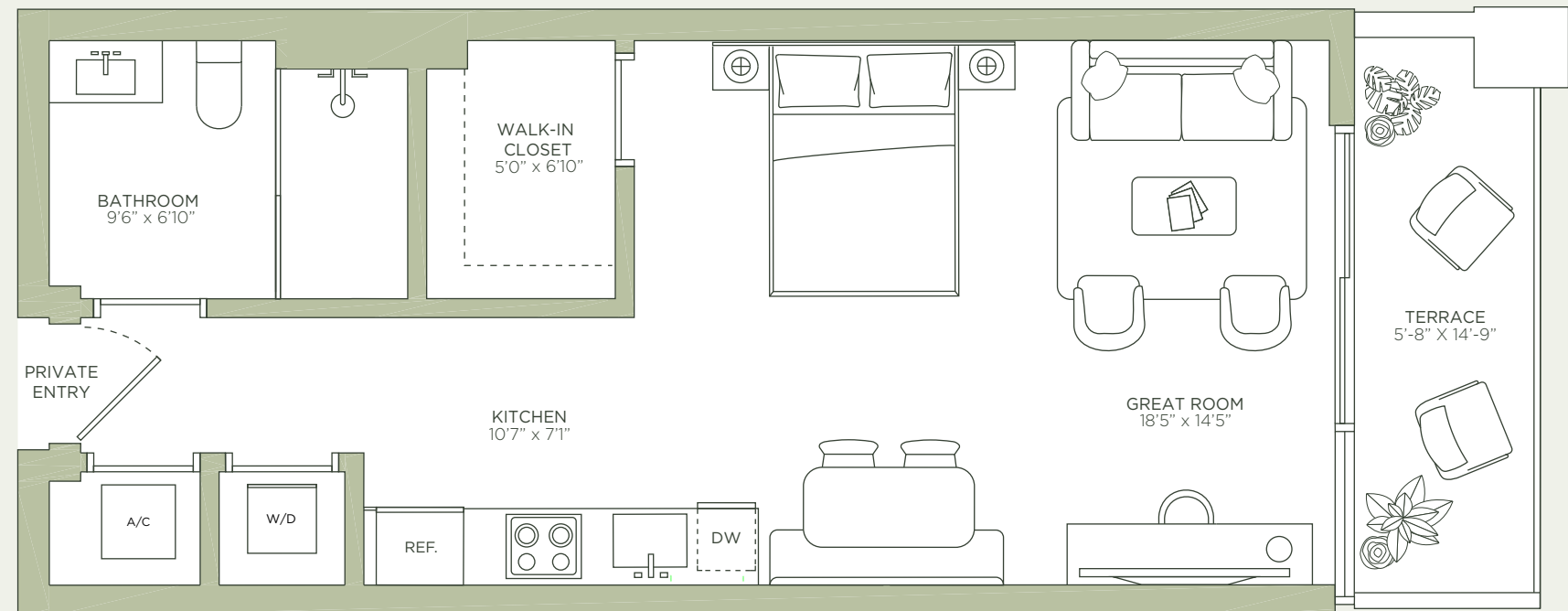
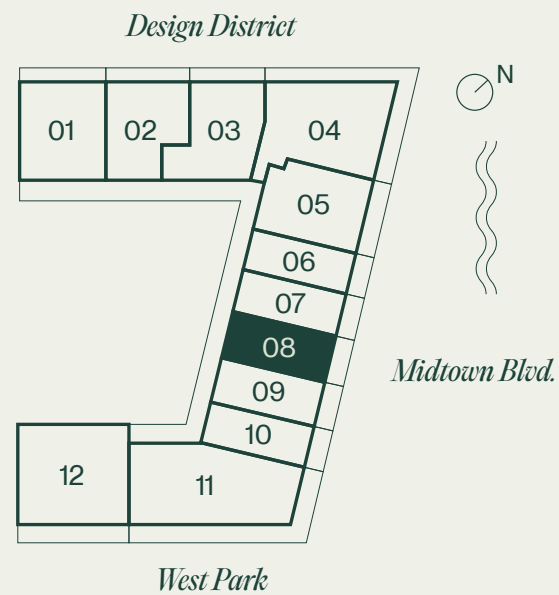
ORAL REPRESENTATIONS CANNOT BE RELIED UPON AS CORRECTLY STATING THE REPRESENTATIONS OF THE DEVELOPER. FOR CORRECT REPRESENTATIONS, REFERENCE SHOULD BE MADE TO THE DOCUMENTS REQUIRED BY SECTION 718.503, FLORIDA STATUTES, TO BE FURNISHED BY A DEVELOPER TO A BUYER. THE DIMENSIONS AND SQUARE FOOTAGE STATED FOR ANY DEPICTED UNIT FLOOR PLAN ARE APPROXIMATE. THERE ARE VARIOUS RECOGNIZED METHODS FOR CALCULATING THE SQUARE FOOTAGE OF A UNIT. THE SQUARE FOOTAGE STATED HEREIN IS CALCULATED FROM THE EXTERIOR BOUNDARIES OF THE EXTERIOR WALLS TO THE CENTERLINE OF INTERIOR DEMISING WALLS WITHOUT DEDUCTIONS FOR CUTOUTS, CURVES, OR ARCHITECTURAL FEATURES. THIS METHOD TYPICALLY RESULTS IN QUOTED DIMENSIONS GREATER THAN THE DIMENSIONS THAT WOULD BE DETERMINED BY USING OTHER ACCEPTED METHODS. ALL DIMENSIONS ARE APPROXIMATE AND MAY VARY WITH ACTUAL CONSTRUCTION, AND ALL FLOOR PLANS AND DEVELOPMENT PLANS ARE SUBJECT TO CHANGE. THE SIZE AND CONFIGURATION OF BALCONIES AND TERRACES AND WINDOWS MAY VARY THROUGHOUT THE BUILDING. THE ILLUSTRATIONS AND IMAGES ARE CONCEPTUAL. THE FLOOR PLAN, UNIT LAYOUT, LOCATIONS OF WINDOWS, DOORS, CLOSETS, PLUMBING FIXTURES, MECHANICAL EQUIPMENT, APPLIANCES, STRUCTURAL ELEMENTS, ARCHITECTURAL DESIGN ELEMENTS AND THE USES, CONFIGURATIONS, AND ENTRIES TO ROOMS MAY BE CHANGED BASED ON FINAL APPROVED PLANS, PERMITTING, AND COMPLETED CONSTRUCTION. ALL DEPICTIONS OF FURNISHINGS, APPLIANCES, BUILT-INS, COUNTERS, AND OTHER MATTERS OF DETAIL, INCLUDING, WITHOUT LIMITATION, ITEMS OF FINISH AND DECORATION, ARE CONCEPTUAL ONLY AND ARE NOT NECESSARILY INCLUDED IN EACH UNIT. THE FURNITURE PLAN AND THE USES OF SPACE ILLUSTRATED ARE SUGGESTED USES ONLY AND NOT INTENDED TO GUARANTY OR REPRESENT ANY SPECIFIC USE OF SPACE AND MAY NOT BE INCLUDED WITH A UNIT PURCHASE. CONSULT THE DEVELOPER'S PROSPECTUS WHICH WILL BE PROVIDED TO YOU BY THE DEVELOPER TO LEARN WHAT IS INCLUDED WITH A UNIT PURCHASE AND TO REVIEW THE UNIT SQUARE FOOTAGE CALCULATION METHOD TO BE RELIED UPON.

Suite 08

LEVELS 3 TO 5

STUDIO | 1 BATHROOM

TOTAL	623 SF 58 M2
INTERIOR	537 SF 50 M2
EXTERIOR	86 SF 8 M2



MIDTOWN PARK

BY PROPER

ROSSO Development



PROPER
HOSPITALITY

ARQUITECTONICA



LUXURY RESIDENCES
DESIGNED BY MEYER DAVIS STUDIO

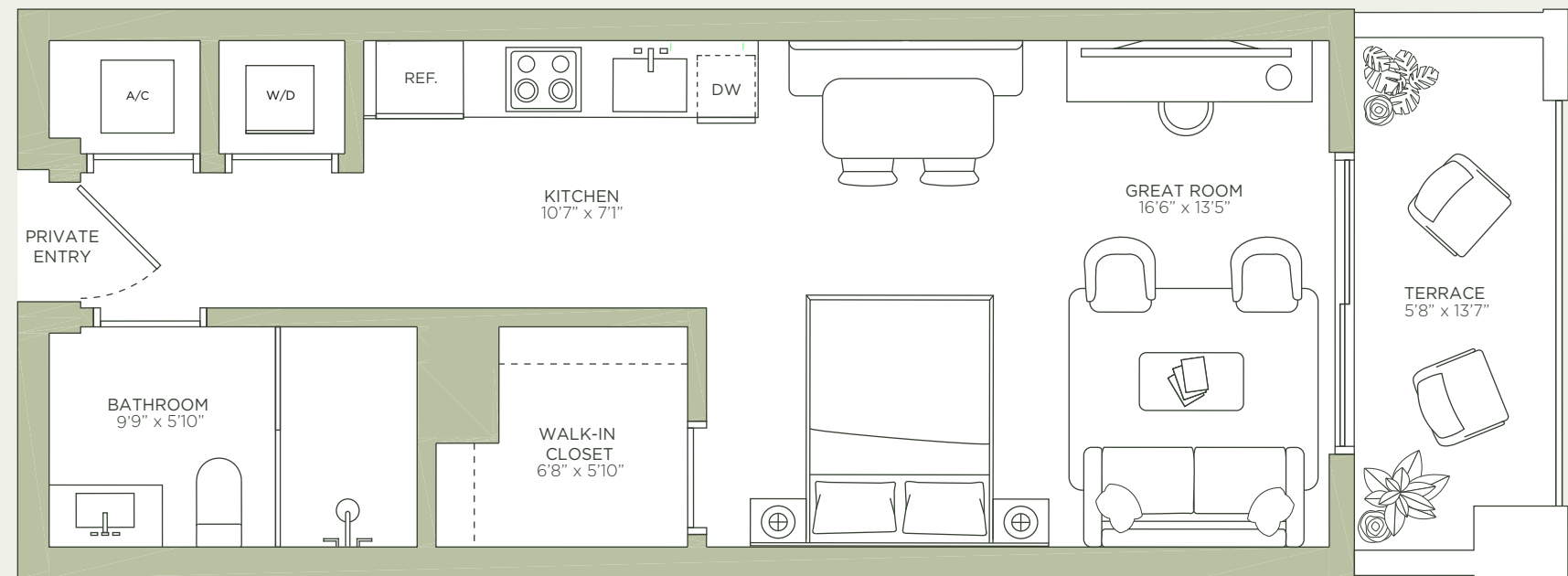
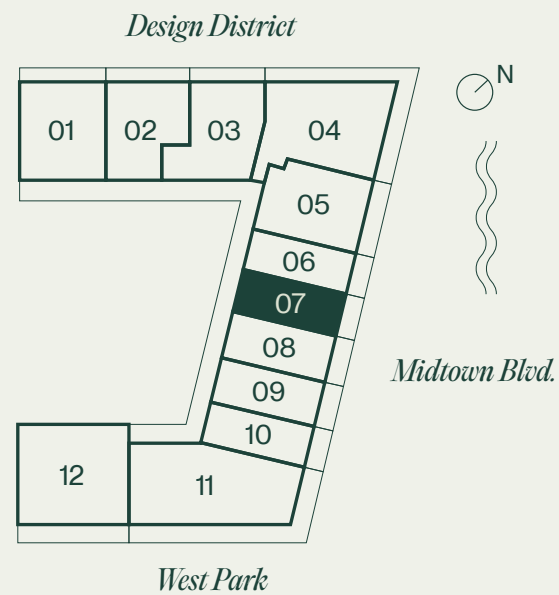
ORAL REPRESENTATIONS CANNOT BE RELIED UPON AS CORRECTLY STATING THE REPRESENTATIONS OF THE DEVELOPER. FOR CORRECT REPRESENTATIONS, REFERENCE SHOULD BE MADE TO THE DOCUMENTS REQUIRED BY SECTION 718.503, FLORIDA STATUTES, TO BE FURNISHED BY A DEVELOPER TO A BUYER. THE DIMENSIONS AND SQUARE FOOTAGE STATED FOR ANY DEPICTED UNIT FLOOR PLAN ARE APPROXIMATE. THERE ARE VARIOUS RECOGNIZED METHODS FOR CALCULATING THE SQUARE FOOTAGE OF A UNIT. THE SQUARE FOOTAGE STATED HEREIN IS CALCULATED FROM THE EXTERIOR BOUNDARIES OF THE EXTERIOR WALLS TO THE CENTERLINE OF INTERIOR DEMISING WALLS WITHOUT DEDUCTIONS FOR CUTOUTS, CURVES, OR ARCHITECTURAL FEATURES. THIS METHOD TYPICALLY RESULTS IN QUOTED DIMENSIONS GREATER THAN THE DIMENSIONS THAT WOULD BE DETERMINED BY USING OTHER ACCEPTED METHODS. ALL DIMENSIONS ARE APPROXIMATE AND MAY VARY WITH ACTUAL CONSTRUCTION, AND ALL FLOOR PLANS AND DEVELOPMENT PLANS ARE SUBJECT TO CHANGE. THE SIZE AND CONFIGURATION OF BALCONIES AND TERRACES AND WINDOWS MAY VARY THROUGHOUT THE BUILDING. THE ILLUSTRATIONS AND IMAGES ARE CONCEPTUAL. THE FLOOR PLAN, UNIT LAYOUT, LOCATIONS OF WINDOWS, DOORS, CLOSETS, PLUMBING FIXTURES, MECHANICAL EQUIPMENT, APPLIANCES, STRUCTURAL ELEMENTS, ARCHITECTURAL DESIGN ELEMENTS AND THE USES, CONFIGURATIONS, AND ENTRIES TO ROOMS MAY BE CHANGED BASED ON FINAL APPROVED PLANS, PERMITTING, AND COMPLETED CONSTRUCTION. ALL DEPICTIONS OF FURNISHINGS, APPLIANCES, BUILT-INS, COUNTERS, AND OTHER MATTERS OF DETAIL, INCLUDING, WITHOUT LIMITATION, ITEMS OF FINISH AND DECORATION, ARE CONCEPTUAL ONLY AND ARE NOT NECESSARILY INCLUDED IN EACH UNIT. THE FURNITURE PLAN AND THE USES OF SPACE ILLUSTRATED ARE SUGGESTED USES ONLY AND NOT INTENDED TO GUARANTY OR REPRESENT ANY SPECIFIC USE OF SPACE AND MAY NOT BE INCLUDED WITH A UNIT PURCHASE. CONSULT THE DEVELOPER'S PROSPECTUS WHICH WILL BE PROVIDED TO YOU BY THE DEVELOPER TO LEARN WHAT IS INCLUDED WITH A UNIT PURCHASE AND TO REVIEW THE UNIT SQUARE FOOTAGE CALCULATION METHOD TO BE RELIED UPON.

Suite 07

LEVELS 3 TO 5

STUDIO | 1 BATHROOM

TOTAL	583 SF 54 M2
INTERIOR	502 SF 46 M2
EXTERIOR	81 SF 8 M2



MIDTOWN PARK

BY PROPER

LUXURY RESIDENCES
DESIGNED BY MEYER DAVIS STUDIO

ROSSO Development



PROPER
HOSPITALITY

ARQUITECTONICA



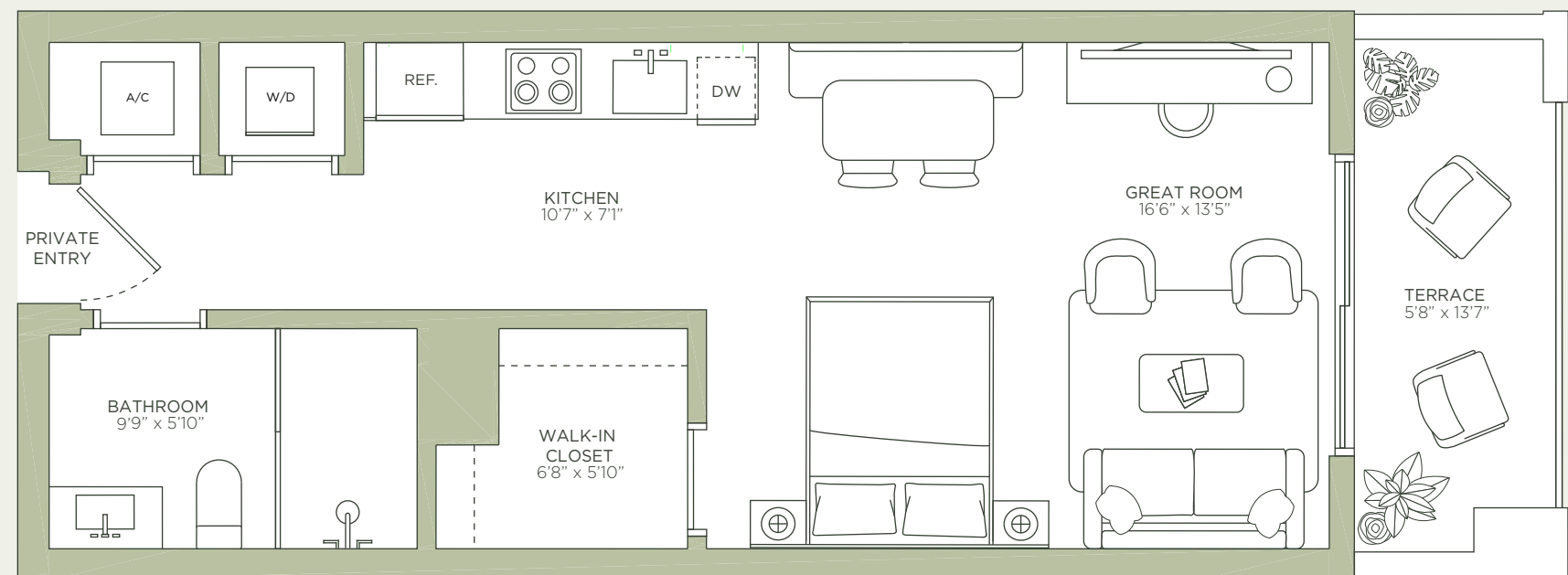
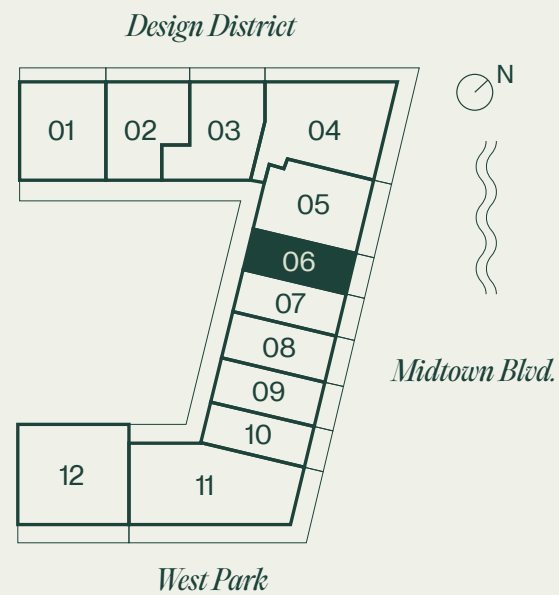
ORAL REPRESENTATIONS CANNOT BE RELIED UPON AS CORRECTLY STATING THE REPRESENTATIONS OF THE DEVELOPER. FOR CORRECT REPRESENTATIONS, REFERENCE SHOULD BE MADE TO THE DOCUMENTS REQUIRED BY SECTION 718.503, FLORIDA STATUTES, TO BE FURNISHED BY A DEVELOPER TO A BUYER. THE DIMENSIONS AND SQUARE FOOTAGE STATED FOR ANY DEPICTED UNIT FLOOR PLAN ARE APPROXIMATE. THERE ARE VARIOUS RECOGNIZED METHODS FOR CALCULATING THE SQUARE FOOTAGE OF A UNIT. THE SQUARE FOOTAGE STATED HEREIN IS CALCULATED FROM THE EXTERIOR BOUNDARIES OF THE EXTERIOR WALLS TO THE CENTERLINE OF INTERIOR DEMISING WALLS WITHOUT DEDUCTIONS FOR CUTOUTS, CURVES, OR ARCHITECTURAL FEATURES. THIS METHOD TYPICALLY RESULTS IN QUOTED DIMENSIONS GREATER THAN THE DIMENSIONS THAT WOULD BE DETERMINED BY USING OTHER ACCEPTED METHODS. ALL DIMENSIONS ARE APPROXIMATE AND MAY VARY WITH ACTUAL CONSTRUCTION, AND ALL FLOOR PLANS AND DEVELOPMENT PLANS ARE SUBJECT TO CHANGE. THE SIZE AND CONFIGURATION OF BALCONIES AND TERRACES AND WINDOWS MAY VARY THROUGHOUT THE BUILDING. THE ILLUSTRATIONS AND IMAGES ARE CONCEPTUAL. THE FLOOR PLAN, UNIT LAYOUT, LOCATIONS OF WINDOWS, DOORS, CLOSETS, PLUMBING FIXTURES, MECHANICAL EQUIPMENT, APPLIANCES, STRUCTURAL ELEMENTS, ARCHITECTURAL DESIGN ELEMENTS AND THE USES, CONFIGURATIONS, AND ENTRIES TO ROOMS MAY BE CHANGED BASED ON FINAL APPROVED PLANS, PERMITTING, AND COMPLETED CONSTRUCTION. ALL DEPICTIONS OF FURNISHINGS, APPLIANCES, BUILT-INS, COUNTERS, AND OTHER MATTERS OF DETAIL, INCLUDING, WITHOUT LIMITATION, ITEMS OF FINISH AND DECORATION, ARE CONCEPTUAL ONLY AND ARE NOT NECESSARILY INCLUDED IN EACH UNIT. THE FURNITURE PLAN AND THE USES OF SPACE ILLUSTRATED ARE SUGGESTED USES ONLY AND NOT INTENDED TO GUARANTEE OR REPRESENT ANY SPECIFIC USE OF SPACE AND MAY NOT BE INCLUDED WITH A UNIT PURCHASE. CONSULT THE DEVELOPER'S PROSPECTUS WHICH WILL BE PROVIDED TO YOU BY THE DEVELOPER TO LEARN WHAT IS INCLUDED WITH A UNIT PURCHASE AND TO REVIEW THE UNIT SQUARE FOOTAGE CALCULATION METHOD TO BE RELIED UPON.

Suite 06

LEVELS 3 TO 5

STUDIO | 1 BATHROOM

TOTAL	583 SF 54 M2
INTERIOR	502 SF 46 M2
EXTERIOR	81 SF 8 M2



MIDTOWN PARK

BY PROPER

LUXURY RESIDENCES
DESIGNED BY MEYER DAVIS STUDIO

ROSSO Development



PROPER
HOSPITALITY

ARQUITECTONICA



ORAL REPRESENTATIONS CANNOT BE RELIED UPON AS CORRECTLY STATING THE REPRESENTATIONS OF THE DEVELOPER. FOR CORRECT REPRESENTATIONS, REFERENCE SHOULD BE MADE TO THE DOCUMENTS REQUIRED BY SECTION 718.503, FLORIDA STATUTES, TO BE FURNISHED BY A DEVELOPER TO A BUYER. THE DIMENSIONS AND SQUARE FOOTAGE STATED FOR ANY DEPICTED UNIT FLOOR PLAN ARE APPROXIMATE. THERE ARE VARIOUS RECOGNIZED METHODS FOR CALCULATING THE SQUARE FOOTAGE OF A UNIT. THE SQUARE FOOTAGE STATED HEREIN IS CALCULATED FROM THE EXTERIOR BOUNDARIES OF THE EXTERIOR WALLS TO THE CENTERLINE OF INTERIOR DEMISING WALLS WITHOUT DEDUCTIONS FOR CUTOUTS, CURVES, OR ARCHITECTURAL FEATURES. THIS METHOD TYPICALLY RESULTS IN QUOTED DIMENSIONS GREATER THAN THE DIMENSIONS THAT WOULD BE DETERMINED BY USING OTHER ACCEPTED METHODS. ALL DIMENSIONS ARE APPROXIMATE AND MAY VARY WITH ACTUAL CONSTRUCTION, AND ALL FLOOR PLANS AND DEVELOPMENT PLANS ARE SUBJECT TO CHANGE. THE SIZE AND CONFIGURATION OF BALCONIES AND TERRACES AND WINDOWS MAY VARY THROUGHOUT THE BUILDING. THE ILLUSTRATIONS AND IMAGES ARE CONCEPTUAL. THE FLOOR PLAN, UNIT LAYOUT, LOCATIONS OF WINDOWS, DOORS, CLOSETS, PLUMBING FIXTURES, MECHANICAL EQUIPMENT, APPLIANCES, STRUCTURAL ELEMENTS, ARCHITECTURAL DESIGN ELEMENTS AND THE USES, CONFIGURATIONS, AND ENTRIES TO ROOMS MAY BE CHANGED BASED ON FINAL APPROVED PLANS, PERMITTING, AND COMPLETED CONSTRUCTION. ALL DEPICTIONS OF FURNISHINGS, APPLIANCES, BUILT-INS, COUNTERS, AND OTHER MATTERS OF DETAIL, INCLUDING, WITHOUT LIMITATION, ITEMS OF FINISH AND DECORATION, ARE CONCEPTUAL ONLY AND ARE NOT NECESSARILY INCLUDED IN EACH UNIT. THE FURNITURE PLAN AND THE USES OF SPACE ILLUSTRATED ARE SUGGESTED USES ONLY AND NOT INTENDED TO GUARANTEE OR REPRESENT ANY SPECIFIC USE OF SPACE AND MAY NOT BE INCLUDED WITH A UNIT PURCHASE. CONSULT THE DEVELOPER'S PROSPECTUS WHICH WILL BE PROVIDED TO YOU BY THE DEVELOPER TO LEARN WHAT IS INCLUDED WITH A UNIT PURCHASE AND TO REVIEW THE UNIT SQUARE FOOTAGE CALCULATION METHOD TO BE RELIED UPON.