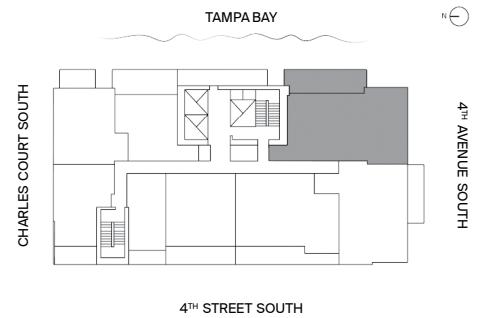
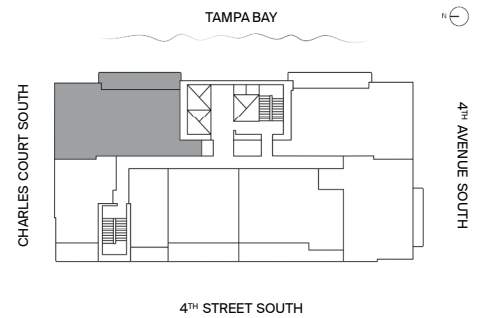
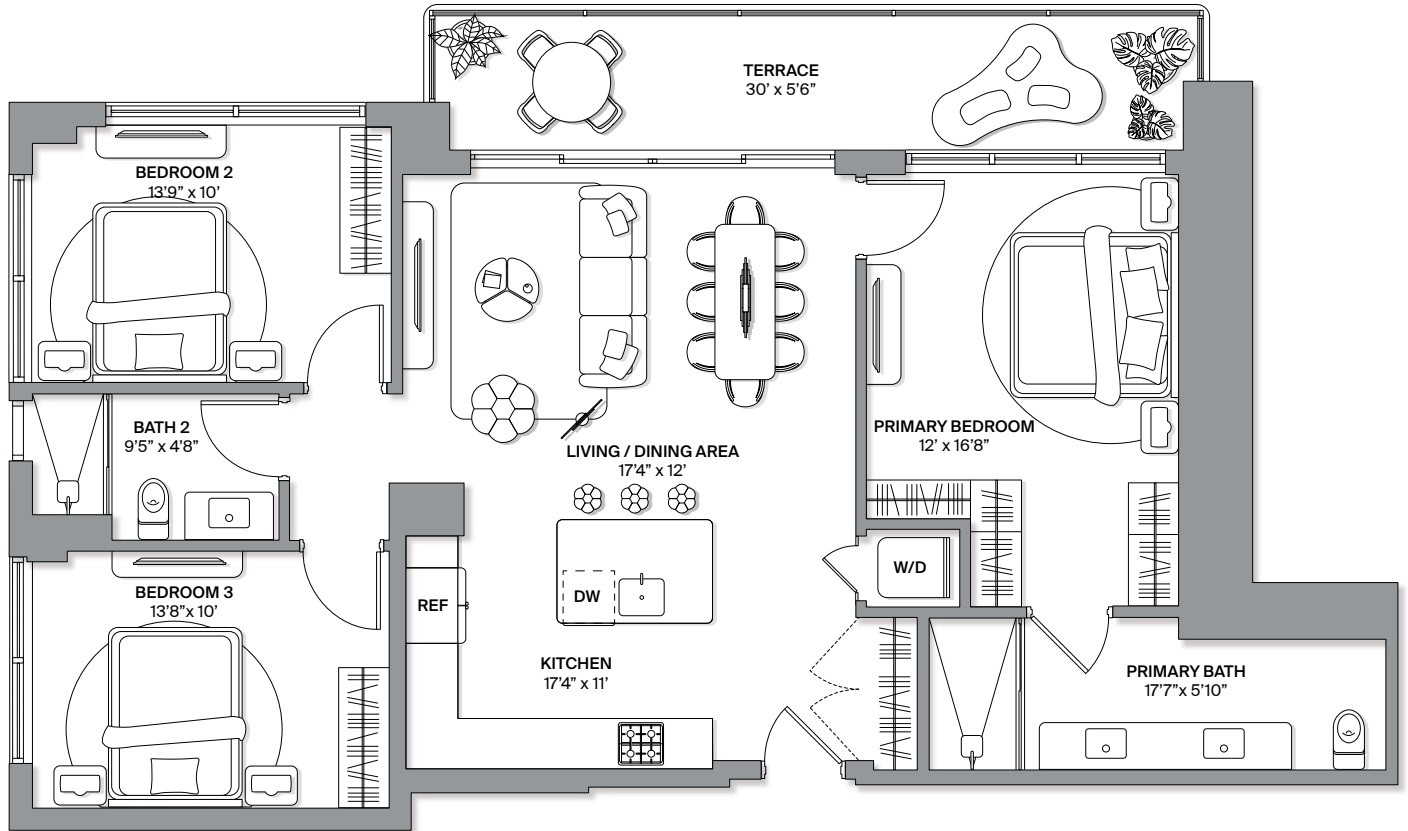


INTERIOR	1,170 SQ FT	109 SQ M
TERRACE A (Floors 19-26)	166 SQ FT	15 SQ M
TERRACE B (Floors 7-18)	292 SQ FT	27 SQ M
TERRACE C (Floor 6)	149 SQ FT	14 SQ M
TOTAL	1,319 - 1,462 SQ FT	123 - 136 SQ M



Stated dimensions are measured to the exterior boundaries of the exterior walls and the centerline of interior demising walls and in fact vary from the dimensions that would be determined by using the description and definition of the "Unit" set forth in the Declaration (which generally only includes the interior airspace between the perimeter walls and excludes interior structural components). For your reference, the area of the Unit, determined in accordance with those defined unit boundaries, is set forth in the Declaration of Condominium. Note that measurements of rooms set forth on this floor plan are generally taken at the greatest points of each given room (as if the room were a perfect rectangle), without regard for any cutouts. Accordingly, the area of the actual room will typically be smaller than the product obtained by multiplying the stated lengths times widths. All dimensions are approximate and may vary with actual construction, and all floor plans and development plans are subject to change. Roche Bobois assumes no responsibility or liability in connection with the project, and makes no representation or warranty in respect thereof. All dimensions shown are approximate and subject to construction variances and tolerances. Plans may contain variations from floor to floor and residence to residence, and are subject to change without notice. Please refer to website for all disclaimers: <https://rocheboboistower.com/legal>



INTERIOR	1,205 SQ FT	112 SQ M
TERRACE (Floors 19-26)	166 SQ FT	15 SQ M
TOTAL	1,371 SQ FT	127 SQ M

Stated dimensions are measured to the exterior boundaries of the exterior walls and the centerline of interior demising walls and in fact vary from the dimensions that would be determined by using the description and definition of the "Unit" set forth in the Declaration (which generally only includes the interior airspace between the perimeter walls and excludes interior structural components). For your reference, the area of the Unit, determined in accordance with those defined unit boundaries, is set forth in the Declaration of Condominium. Note that measurements of rooms set forth on this floor plan are generally taken at the greatest points of each given room (as if the room were a perfect rectangle), without regard for any cutouts. Accordingly, the area of the actual room will typically be smaller than the product obtained by multiplying the stated lengths times widths. All dimensions are approximate and may vary with actual construction, and all floor plans and development plans are subject to change. Roche Bobois assumes no responsibility or liability in connection with the project, and makes no representation or warranty in respect thereof. All dimensions shown are approximate and subject to construction variances and tolerances. Plans may contain variations from floor to floor and residence to residence, and are subject to change without notice. Please refer to website for all disclaimers: <https://rocheboboistower.com/legal>